

Instrucciones para completar la solicitud para comidas gratis

- 1) Visite el sitio web del Conejo Valley Unified School District y bajo Departments/ Business Services seleccione Child Nutrition

The screenshot shows the website for Conejo Valley Unified School District (CVUSD). The header includes the CVUSD logo and the tagline "The Conejo Valley Unified School District provides a quality education in an environment where **every child matters.**". A navigation bar contains links for Home, Board of Education, Departments, Parents, Staff, Community, and Schools. The "Departments" menu is open, listing various services. A red arrow points to "Child Nutrition (Food Services)". Below the menu are icons for Schools, Community, Parents, and Departments. At the bottom, there are links for "Enrollment Information" and "News & Announcements".

CVUSD
CONEJO VALLEY UNIFIED SCHOOL DISTRICT

The Conejo Valley Unified School District provides a quality education in an environment where **every child matters.**

Home Board of Education Departments Parents Staff Community Schools

Superintendent
Business Services
Instructional Services
Personnel Services
Technology Services

CCFWP
Child Nutrition (Food Services)
Civic Center Permits
Maintenance & Operations (M&O)
Employee Health Benefits
Fiscal Services / Payroll
Planning & Facilities
Printing Services
Purchasing
Risk Management & Workers' Comp
Transportation (School Buses)
Warehouse

ACAD
Our passionate and advanced and diverse technology ensure every child's success.

Measure I School Bond Information
Click here for more information

Schools Community Parents Departments

Enrollment Information
www.conejousd.org/business/ChildNutrition.aspx

News & Announcements

2) Esta ahora en la página de Child Nutrition

The screenshot shows the Child Nutrition website homepage. On the left, there is a profile for Sandy Curwood, Director of Child Nutrition, with her contact information. Below this is a list of menu and nutritional information links for various school levels. On the right, there is a section for 'Online Cafeteria Payments' with a 'Welcome to Child Nutrition' message and two photos of food trays. Below that is a yellow box containing information about an online meal application for the 2015-2016 school year, including a link to fill out the application and a Spanish version of the application information. A red arrow points to the 'Menu de Junio' link in the left sidebar.

Online Cafeteria Payments

Welcome to Child Nutrition
Child Nutrition is a service oriented department within the District, serving delicious and nutritious meals to our students at every school site. Our sponsorship of the National School Lunch Program is in full compliance with the Healthy Hunger Free Kids Act of 2010.

June Menus & Nutritional Information
[Elementary Breakfast Menu](#)
[Elementary Breakfast Nutritional Values](#)
[Elementary Lunch Menu](#)
[Elementary Lunch Nutritional Values](#)
[M.S. Breakfast Menu](#)
[M.S. Breakfast Nutritional Values](#)
[M.S. Lunch Menu](#)
[M.S. Lunch Nutritional Values](#)
[H.S. Breakfast Menu](#)
[H.S. Breakfast Nutritional Values](#)
[H.S. Lunch Menu](#)
[H.S.Lunch Nutritional Values](#)
[C.V.H.S. Breakfast Menu](#)
[C.V.H.S. Breakfast Nutritional Values](#)
[C.V.H.S. Lunch Menu](#)
[C.V.H.S.Lunch N](#)
[Menu de Junio](#)

ONLINE MEAL APPLICATION AVAILABLE ON JULY 1st. FOR 2015-2016 SCHOOL YEAR

Applications for Free and Reduced Prices Meals are available below.

[Click here to fill out the online application for food service eligibility](#)

You may also obtain an application from your child's school or in the Child Nutrition department located at the District Office in Building A at 1400 E. Janss Road in Thousand Oaks.

2015-16 Application for Free and Reduced Price Meals

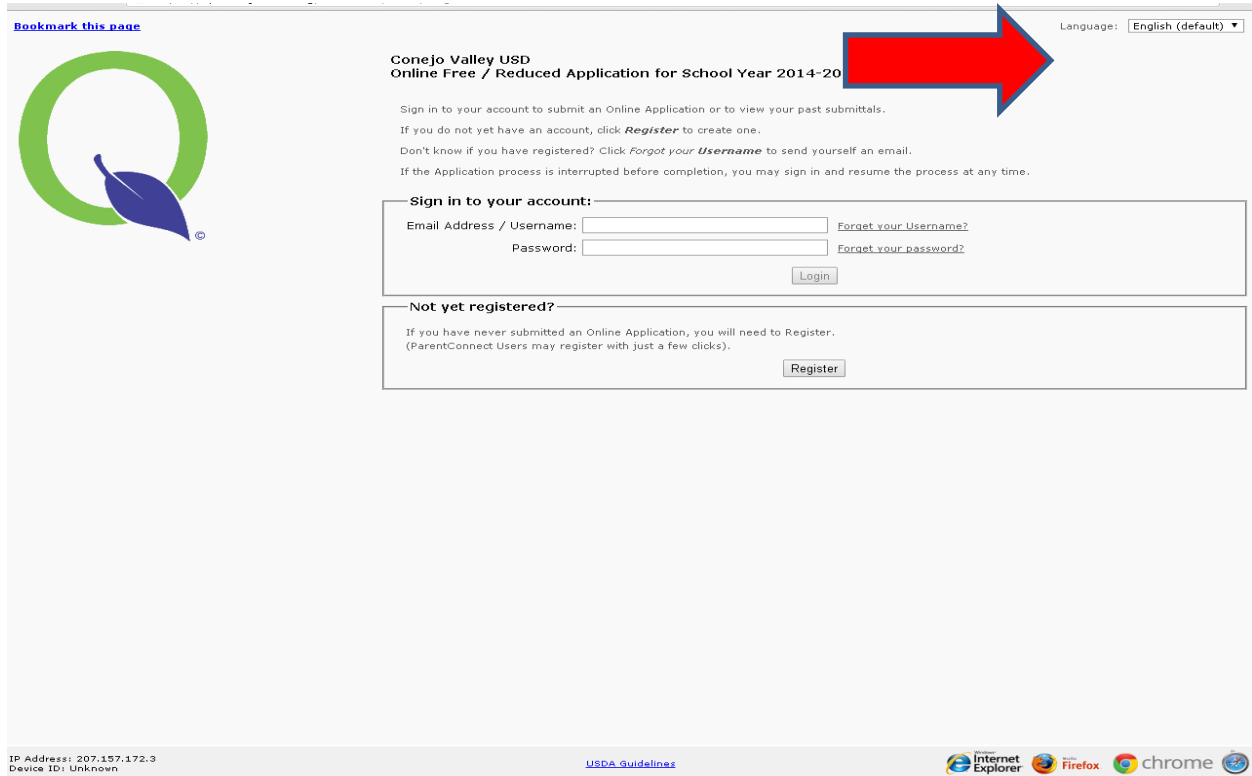
SOLICITUD PARA RECIBIR COMIDAS GRATIS O A PRECIO REDUCIDO

Las solicitudes para el año 2015-2016 están disponibles.

[Haga click aquí para completar la solicitud para recibir comidas gratis o a precio reducido](#)

Seleccione donde dice Haga Click aqui para completar la solicitud para recibir comidas gratis o a precio reducido.

3) Se abre la página de acceso a Q. Sobre la derecha en la parte de arriba hay una ventana que dice lenguaje: puede seleccionar **Spanish**.



Bookmark this page

Conejo Valley USD
Online Free / Reduced Application for School Year 2014-2015

Language: English (default) ▼

Sign in to your account to submit an Online Application or to view your past submittals.
If you do not yet have an account, click **Register** to create one.
Don't know if you have registered? Click **Forgot your Username** to send yourself an email.
If the Application process is interrupted before completion, you may sign in and resume the process at any time.

Sign in to your account:

Email Address / Username: [Forgot your Username?](#)
Password: [Forgot your password?](#)

Not yet registered?

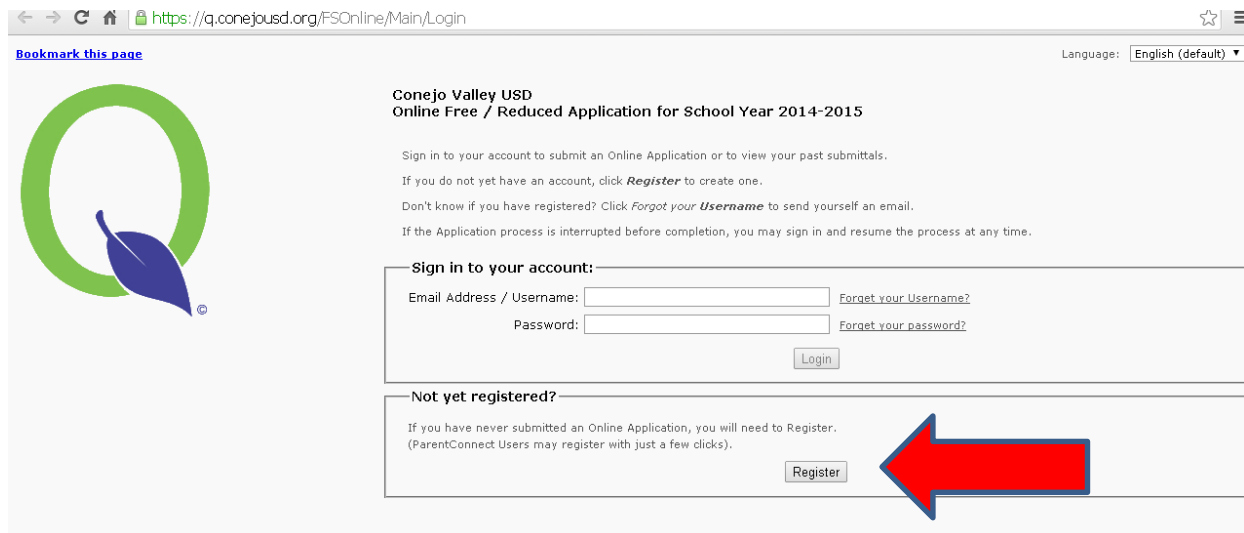
If you have never submitted an Online Application, you will need to Register.
(ParentConnect Users may register with just a few clicks).

IP Address: 207.157.172.3
Device ID: Unknown

USDA Guidelines

Internet Explorer Firefox chrome

4) Si nunca aplicó en el internet tiene que seleccionar **Registrar**



← → ↻ 🏠 🔒 https://q.conejousd.org/FSONline/Main/Login

Bookmark this page

Language: English (default) ▼

Conejo Valley USD
Online Free / Reduced Application for School Year 2014-2015

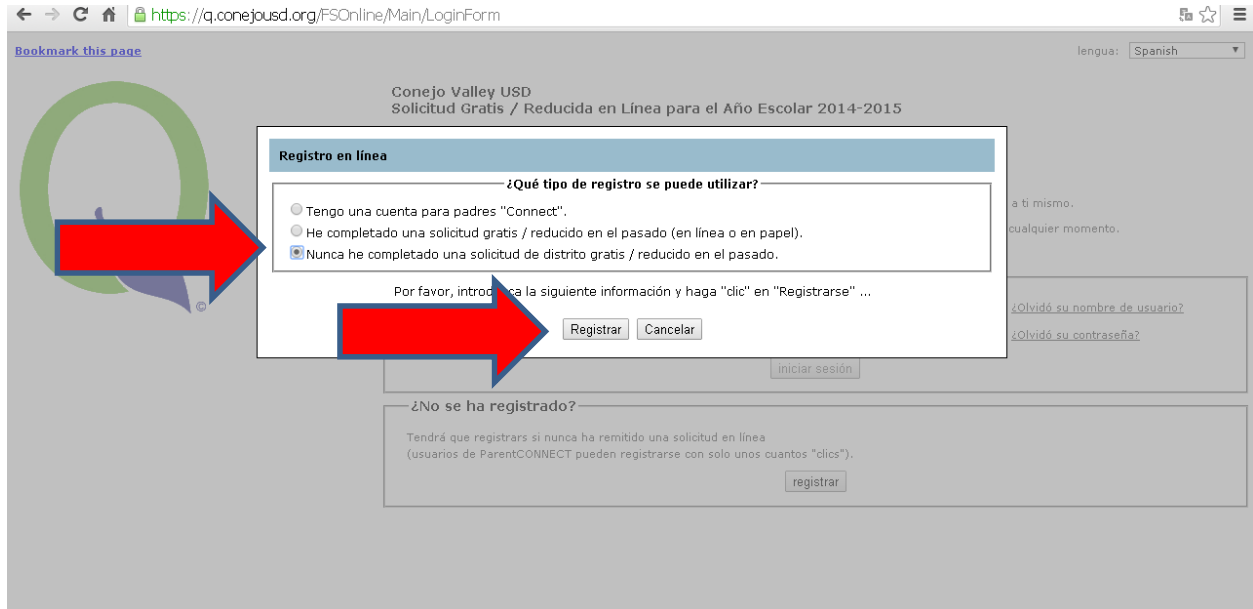
Sign in to your account to submit an Online Application or to view your past submittals.
If you do not yet have an account, click **Register** to create one.
Don't know if you have registered? Click **Forgot your Username** to send yourself an email.
If the Application process is interrupted before completion, you may sign in and resume the process at any time.

Sign in to your account:

Email Address / Username: [Forgot your Username?](#)
Password: [Forgot your password?](#)

Not yet registered?

If you have never submitted an Online Application, you will need to Register.
(ParentConnect Users may register with just a few clicks).



- 5) Tiene que elegir un número de usuario y una contraseña, y completar una dirección de correo electrónico, preferencia de lenguaje y de contacto, si prefiere E-mail o correo regular (mail). Complete toda su información personal y elija **Enviar**

← → ↻ 🏠 <https://q.conejousd.org/FSOnline/Main/RegisterNew> ☆ ☰

Online Account Information:

Login Username: *Your email address makes a great username. It's unique and easy to remember!*

Choose a Password:

Re-enter your Password:

Email Address:

Language Preference: Contact Preference:

Personal Information:

Last Name:

First Name:

Middle Name:

Home Address:

Apt, Suite, Etc.:

City: State: Zip:

Mail Address:


Apt, Suite, Etc.:

City: State: Zip:

Enter up to 5 telephone numbers in order of call preference:

Seq	Phone Type	Number	Extension	Del
1	<input type="text"/>	<input type="text"/>	<input type="text"/>	<input type="text"/>
2	<input type="text"/>	<input type="text"/>	<input type="text"/>	<input type="text"/>
3	<input type="text"/>	<input type="text"/>	<input type="text"/>	<input type="text"/>
4	<input type="text"/>	<input type="text"/>	<input type="text"/>	<input type="text"/>
5	<input type="text"/>	<input type="text"/>	<input type="text"/>	<input type="text"/>

By clicking **Submit**, I agree:
 1. I have read and accept the [User Agreement](#).
 2. I am at least 18 years of age.



- 6) Desde aquí, lo va a guiar a que se conecte y complete la solicitud. Por favor asegúrese de entrar el nombre y apellido de su hijo/a como esta registrado en la escuela y aparece en los reportes de calificaciones o comunicaciones del distrito.
- 7) Si aplicó en el internet el año pasado, simplemente conéctese a su cuenta y aplique nuevamente.

GRACIAS POR COMPLETAR LA SOLICITUD EN EL INTERNET!

El Departamento de Child Nutrition